




**Chirkhwa Hydropower Limited**  
Ghattekulo-29, Kathmandu, Nepal

**Ratios from Unaudited Financial Statements**

Amount in NRs.

Particulars	This Quarter Ending Ashadh, 2081 (Unaudited)	Previous Quarter Ending Chaitra, 2080 (Unaudited)	Corresponding Previous Year Quarter Ending Ashadh, 2080
Earning	(3,861,015)	(1,241,096)	-
No of Shares	4,000,000	4,000,000	2,800,000
Earning per Share	(0.97)	(0.31)	-
Market Value per Share	606.70	541.10	-
Earnings per Share	(0.97)	(0.31)	-
P/E Ratio	(628.54)	(1,743.94)	NA
Total Net Worth	392,674,428	395,294,346	280,014,267
No of Shares	4,000,000	4,000,000.00	2,800,000.00
Net Worth per Share	98.17	98.82	100.01
Total Assets	1,132,046,966	1,114,702,703	1,012,750,510
No of Shares	4,000,000	4,000,000.00	2,800,000.00
Total Assets per Share	283.01	278.68	361.70
Current Assets	48,790,437	38,827,441	52,232,008
Current Liabilities	188,854,098	171,473,267	185,073,153
Current Ratio	0.26	0.23	0.28





**Chirkhwa Hydropower Limited**  
Ghattekulo-29, Kathmandu, Nepal


**Unaudited Statement of Financial Position**

Amount in NRs.

Particulars	This Quarter Ending on Ashadh, 2081 (Unaudited)	Previous Quarter Ending on Chaitra, 2080 (Unaudited)	Corresponding Previous Year Quarter Ending on Ashadh, 2080 (Unaudited)
<b>Assets</b>			
<b>Non- Current Assets:</b>			
Property, Plant & Equipment	1,438,336	43,146,438	42,634,111
Project Assets	1,081,768,193	-	-
Capital WIP	-	1,032,678,824	917,834,391
Investment	50,000	50,000	50,000
<b>Total Non- Current Assets</b>	<b>1,083,256,529</b>	<b>1,075,875,262</b>	<b>960,518,502</b>
<b>Current Assets</b>			
Cash & Cash Equivalents	385,454	148,063	20,595,852
Trade Receivables	11,026,566	-	-
Loans and Advances	30,965,106	32,266,067	25,537,845
Other Current Assets	6,413,311	6,413,311	6,098,311
<b>Total Current Assets</b>	<b>48,790,437</b>	<b>38,827,441</b>	<b>52,232,008</b>
<b>Total Assets</b>	<b>1,132,046,966</b>	<b>1,114,702,703</b>	<b>1,012,750,510</b>
<b>Equity</b>			
<b>Share Holder's Fund</b>			
Share Capital	400,000,000	400,000,000	280,000,000
Retained Earnings	(7,325,572)	(4,705,654)	14,267
<b>Total Equity</b>	<b>392,674,428</b>	<b>395,294,346</b>	<b>280,014,267</b>
<b>Liabilities</b>			
<b>Non-Current Liabilities</b>			
Long Term Loan	550,518,440	547,935,090	547,663,090
<b>Total Non-Current Liabilities</b>	<b>550,518,440</b>	<b>547,935,090</b>	<b>547,663,090</b>
<b>Current Liabilities:</b>			
Short Term Liabilities	66,398,790	64,099,990	116,000,000
Duties and Taxes	1,447,682	1,122,727	2,502,681
Trade & Other Payables	121,007,626	106,250,550	66,570,472
<b>Total Current Liabilities</b>	<b>188,854,098</b>	<b>171,473,267</b>	<b>185,073,153</b>
<b>Total Liabilities</b>	<b>739,372,538</b>	<b>719,408,357</b>	<b>732,736,243</b>
<b>Total Equity and Liabilities</b>	<b>1,132,046,966</b>	<b>1,114,702,703</b>	<b>1,012,750,510</b>



Sabita Maharjan  
Accountant

Dipak Rai  
Chairman


**Chirkhwa Hydropower Limited**  
Ghattekulo-29, Kathmandu, Nepal

**Unaudited Statement of Profit or Loss**

Particulars	Amount in NRs.		
	From 1st Shrawan 2080 to 31st Ashadh 2081	From 1st Shrawan, 2080 to 30th Chaitra 2080 (Previous Quarter)	From 1st Shrawan 2079 to 31st Ashad 2080 (Previous Year Corresponding Quarter)
Revenue from Operation	11,315,136	-	-
Less: Cost of Sales	765,335	-	-
<b>Gross Income</b>	<b>10,549,801</b>	-	-
Add: Other Income	-	-	-
<b>Total Income</b>	<b>10,549,801</b>	-	-
Employee Benefit Expenses	922,360	514,270	-
Administrative Expenses	2,277,180	726,826	-
Depreciation & Amortization Expenses	4,856,964	-	-
<b>Total Expenses</b>	<b>8,056,504</b>	<b>1,241,096</b>	-
<b>Profit before Interest and Tax</b>	<b>2,493,297</b>	<b>(1,241,096)</b>	-
Finance Costs	6,354,312	-	-
<b>Profit before Tax</b>	<b>(3,861,015)</b>	<b>(1,241,096)</b>	-
Provision for Income Tax	-	-	-
Deferred Tax	-	-	-
<b>Net Profit for the Year</b>	<b>(3,861,015)</b>	<b>(1,241,096)</b>	-



Sabita Maharjan  
Accountant

Dipak Rai  
Chairman